




**EXPERTS WITH  
PASSION**



# The Combined Berner Group

Preliminary Sales Figures FY 2009/10 Download

Status 31.03.10

# Berner Key Figures Fiscal Year 2009/10

Status: FY 2009/10 | 31.03.2010 \*  
Combined Berner Group

**Net Sales 856 Mio.**

Business Area	Net Sales in EUR
Construction	439 Mio.
Automotive	297 Mio.
Chemicals	69 Mio.
Others	51 Mio.

	Net Sales in EUR
Germany	306 Mio.
Europe	550 Mio.

**Employees 7.838 Total**




Headcount (absolute)	Sales Force	Sales Administrative Staff
Total	5.034	2.804
Germany	1.275	1.201
Europe	3.759	1.603

# Staff Figures Germany 2009/2010

Status: FY 2009/10 | 31.03.2010  
Combined Berner Group

## Employees Germany 2.476 total

Headcount (absolute)	Total	Sales Force
Berner Germany	1.044	641
Berner Holding	99	-
BTI Germany	886	572
Caramba Germany	293	57
Krähe	154	5



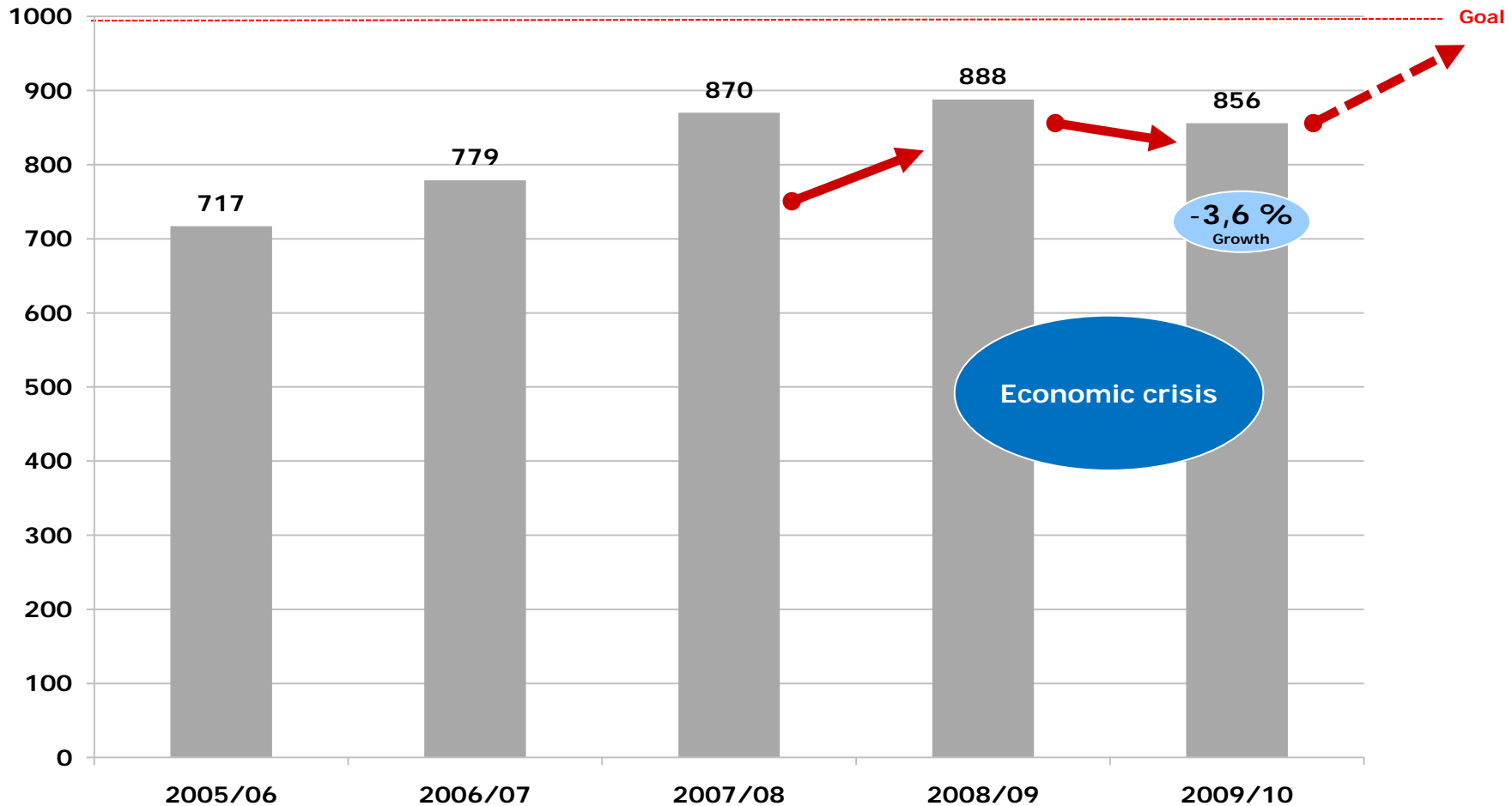
# Berner Key Figures

Fiscal Year 2009/10

# Development of Net Sales of the Combined Berner Group

Net Sales in Mio EUR

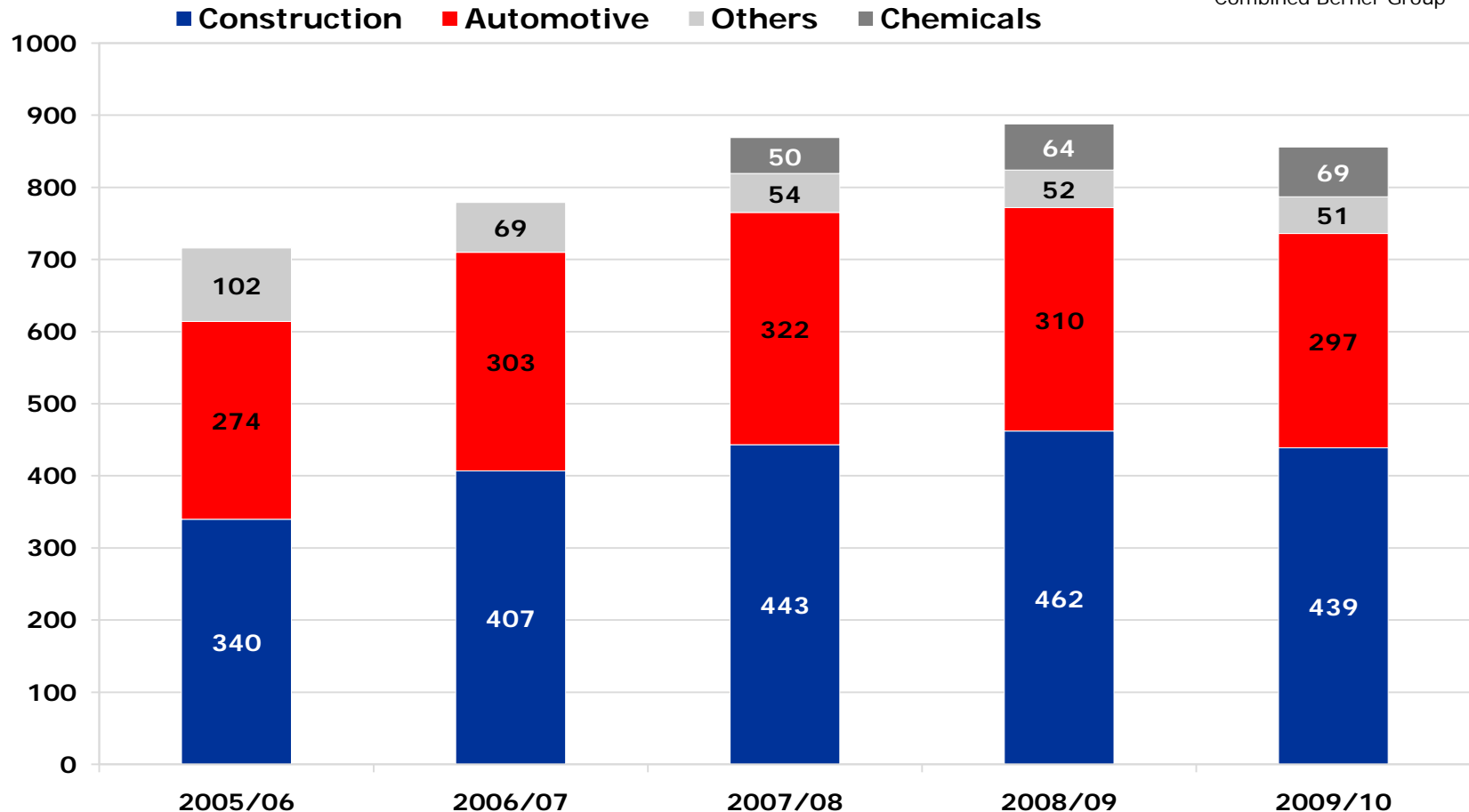
Status: FY 2009/10 | 31.03.2010 \*  
Combined Berner Group



# Development by Business Areas of the Combined Berner Group

Net Sales in Mio EUR

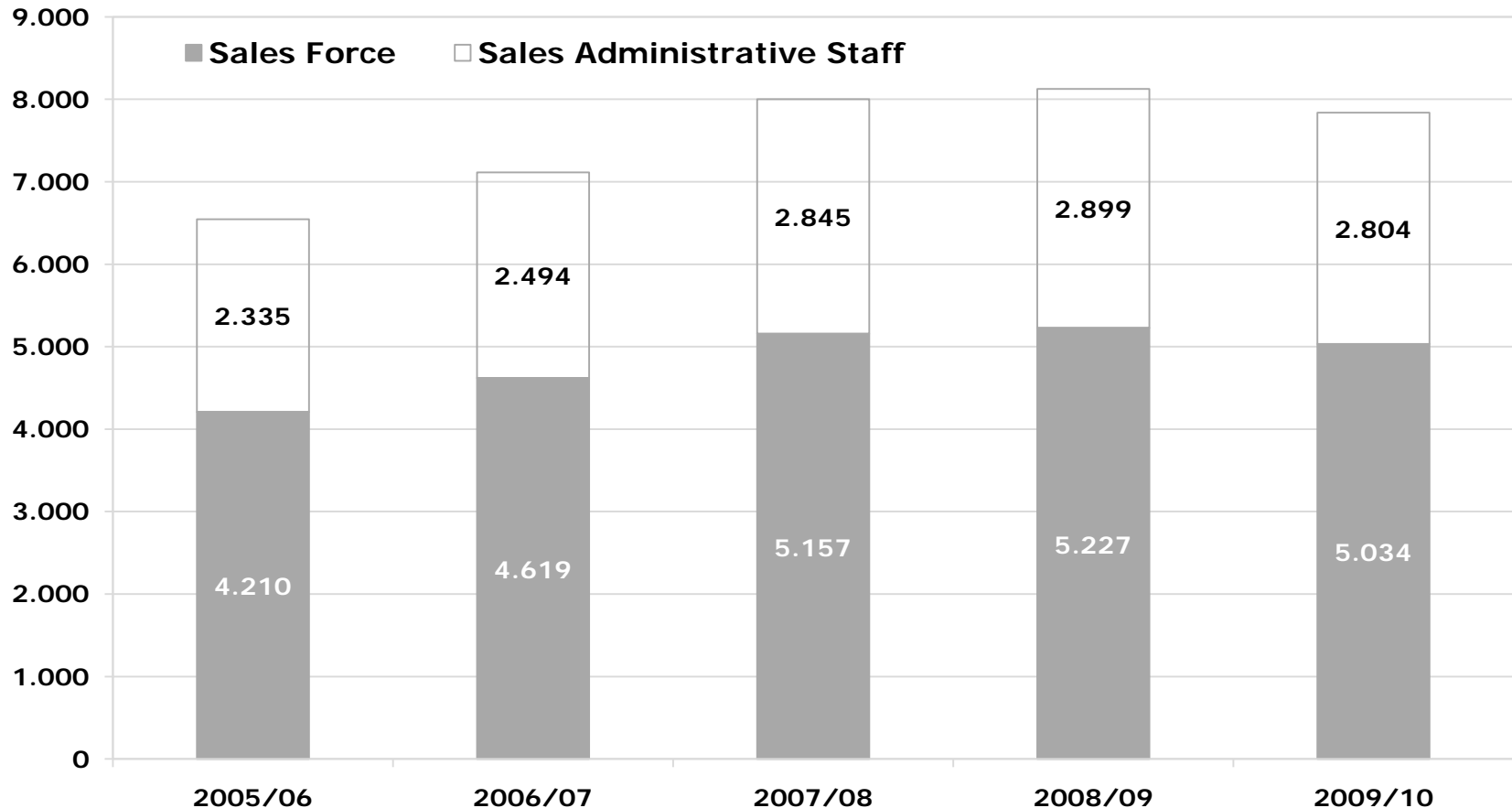
Status: FY 2009/10 | 31.03.2010 \*  
Combined Berner Group



# Development of Employees of the Combined Berner Group

Headcount (absolute)

Status: FY 2009/10 | 31.03.2010 \*  
Combined Berner Group



# Imprint

## The Berner Group

### Berner AG

Bernerstraße 6

D – 74653 Künzelsau

T +49 (0) 7940 121-0

F +49 (0) 7940 121-203

info@berner-group.com

[www.berner-group.com](http://www.berner-group.com)